

Storage capacity development.



Forward-looking Statements.

This presentation contains 'forward-looking statements', based on currently available plans and forecasts. By their nature, forward-looking statements involve risks and uncertainties because they relate to events and depend on circumstances that may or may not occur in the future, and Vopak cannot guarantee the accuracy and completeness of forward-looking statements.

These risks and uncertainties include, but are not limited to, factors affecting the realization of ambitions and financial expectations, developments regarding the potential capital raising, exceptional income and expense items, operational developments and trading conditions, economic, political and foreign exchange developments and changes to IFRS reporting rules.

Vopak's EBITDA outlook does not represent a forecast or any expectation of future results or financial performance.

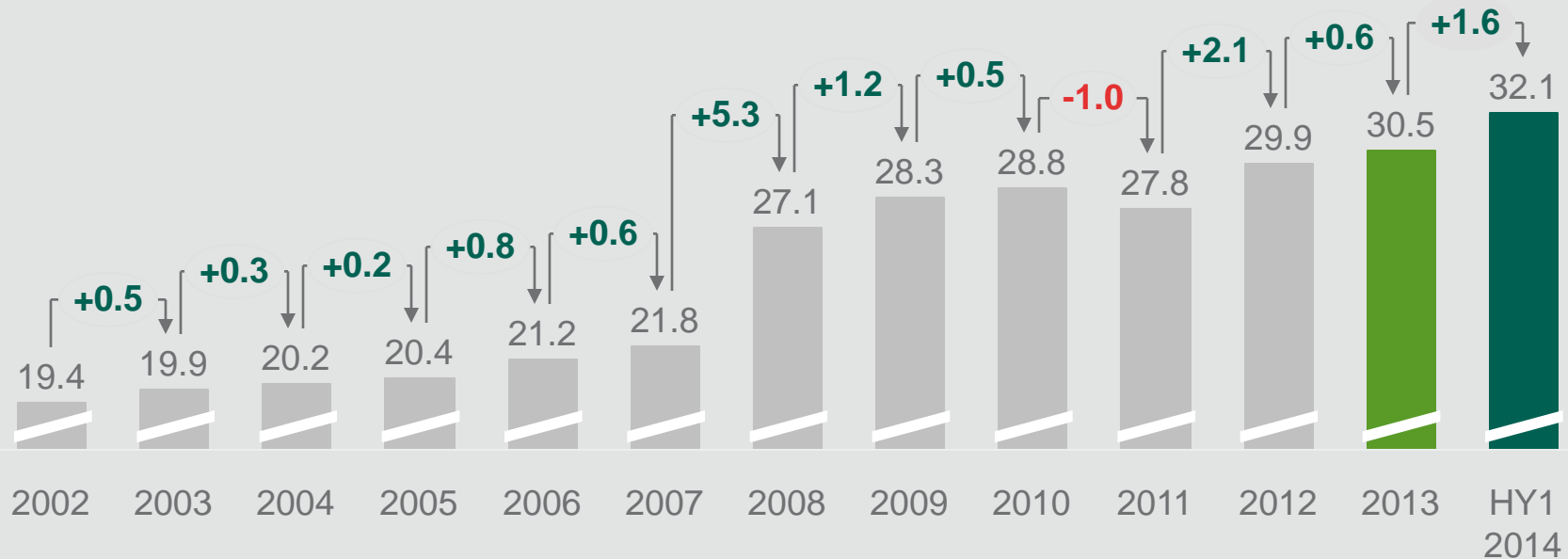
Statements of a forward-looking nature issued by the company must always be assessed in the context of the events, risks and uncertainties of the markets and environments in which Vopak operates. These factors could lead to actual results being materially different from those expected, and Vopak does not undertake to publicly update or revise any of these forward-looking statements.

Storage capacity development

2003 to HY1 2014

Storage capacity developments

In million cbm



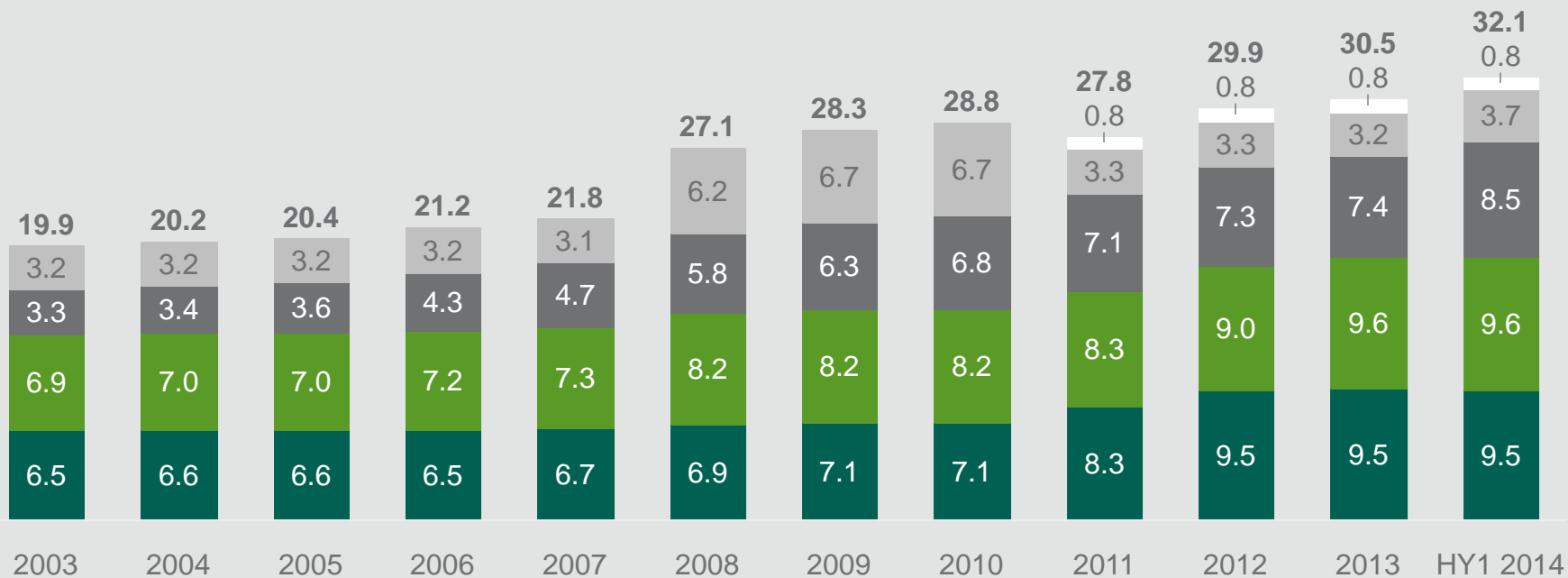
Note: 'Storage capacity' is defined as the total available storage capacity (jointly) operated by Vopak at the end of the reporting period, being storage capacity for subsidiaries, joint ventures, associates (with the exception of Maasvlakte Olie Terminal in the Netherlands, which is based on the attributable capacity, being 1,085,786 cbm), and other (equity) interests, and including currently out of service capacity due to maintenance and inspection programs.

Storage capacity development

Per region; 2003 to HY1 2014

Storage capacity developments

In million cbm

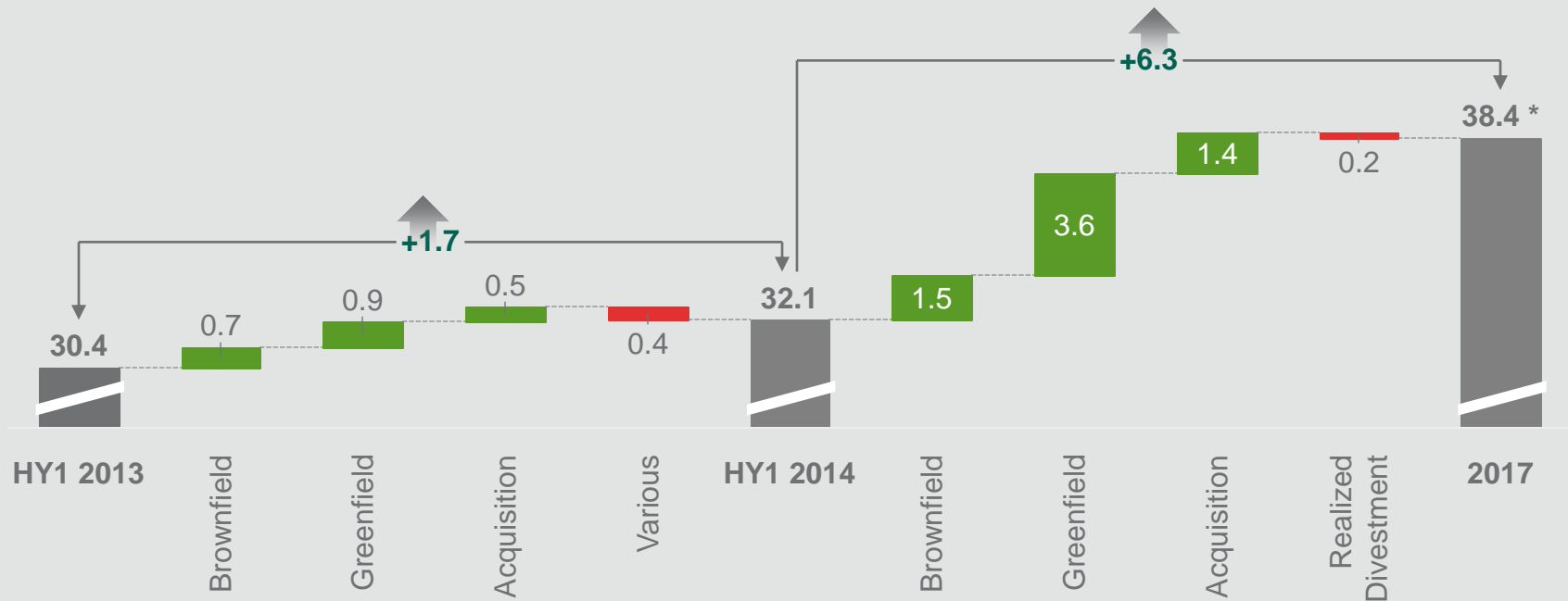


Storage capacity developments

Split by brownfield, greenfield, acquisition, and realized divestments

Storage capacity developments

In million cbm; commissioned and under development



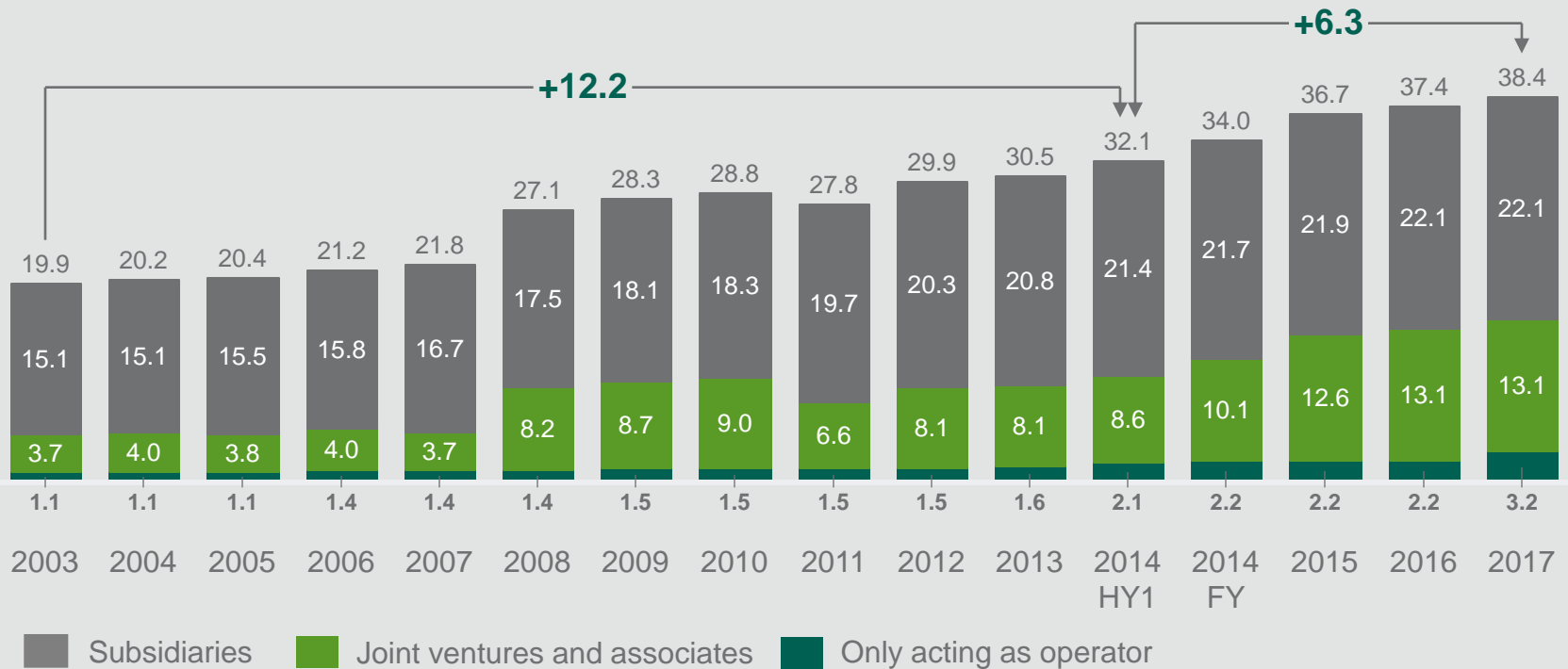
Note: Including only projects under development estimated to be commissioned for the period Q3 2014 - 2017. * Includes the announced divestments.

Vopak's growth strategy

New strategic alliances and expansions at existing locations

Storage capacity

In million cbm



Note: Including only announced projects under development estimated to be commissioned for the period Q3 2014 -2017.

” We have built
our company
over 400 years on
trust and reliability

